



DURO/ECOMATIC

The classic with a well-established name

Small-scale bakeries' first choice of traditional bread slicers. Whether semi-automatic (Duro) or fully automatic (Ecomatic equipped with the ISC system as standard), the reliability of those bread slicers will amaze you.






DURO



ECOMATIC



As an optional feature, the largest models (520 and 600) can be supplied in a "double slicing" version, where one half of the slicing width is used for thin slicing, and the other for thick slicing.

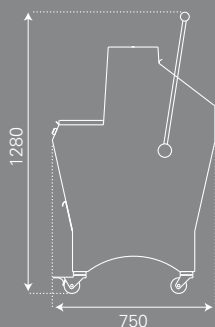


Stainless steel cover option. On the Ecomatic, the opening and closing system for the stainless steel cover is manual. On the Duro, the cover is activated by a lever.

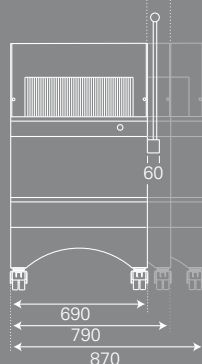


When not fitted with the stainless steel cover option, the Ecomatic features a safety guard and a «continuous slicing» function, which allow the production to be sliced up for its delivery without having to reset between each slicing operation.

DIMENSIONS (mm)



Duro 600
Duro 520
Duro 450



	DURO 450	DURO 520	DURO 600	DURO 450M
FEATURES				
Maximum loaf dimensions	44 x 31 x 16	52 x 31 x 16	60 x 31 x 16	44 x 30 x 16
Power output (in kW)	0,49	0,49	0,49	1,5
Net weight (in kg)	150	165	175	165
CHOICE OF				
Slice thickness (in mm)	from 8 to 16	from 9 to 16	from 11 to 16	from 9 to 11
Loaf height	low, normal, high	low, normal, high	low, normal, high	normal
Type of motor 400/230V	single or three-phases	single or three-phases	single or three-phases	single or three-phases
OPTIONS				
Height raised by 8 cm	<input type="radio"/>	<input type="radio"/>	<input type="radio"/>	<input type="radio"/>
Double slicing version	-	<input type="radio"/>	<input type="radio"/>	-
Stainless steel cover	<input type="radio"/>	<input type="radio"/>	<input type="radio"/>	<input type="radio"/>

TECHNICAL SPECIFICATIONS

	ECOMATIC 450	ECOMATIC 520	ECOMATIC 600	ECOMATIC 450M
FEATURES				
Maximum loaf dimensions	44 x 31 x 16	52 x 31 x 16	60 x 31 x 16	44 x 30 x 16
Power output (in kW)	0,49	0,49	0,49	1,1
Net weight (in kg)	150	165	175	165
CHOICE OF				
Slice thickness (in mm)	from 8 to 16	from 9 to 16	from 11 to 16	from 9 to 11
Loaf height	low, normal, high	low, normal, high	low, normal, high	normal
Type of motor 400/230V	single or three-phases	single or three-phases	single or three-phases	single or three-phases
OPTIONS				
Height raised by 8 cm	<input type="radio"/>	<input type="radio"/>	<input type="radio"/>	<input type="radio"/>
Double slicing version	-	<input type="radio"/>	<input type="radio"/>	-
Bag opening blowing system	<input type="radio"/>	<input type="radio"/>	<input type="radio"/>	<input type="radio"/>
Stainless steel cover	<input type="radio"/>	<input type="radio"/>	<input type="radio"/>	<input type="radio"/>

TECHNICAL SPECIFICATIONS