

Bread slicers for professionals

# MODENA+

Robust

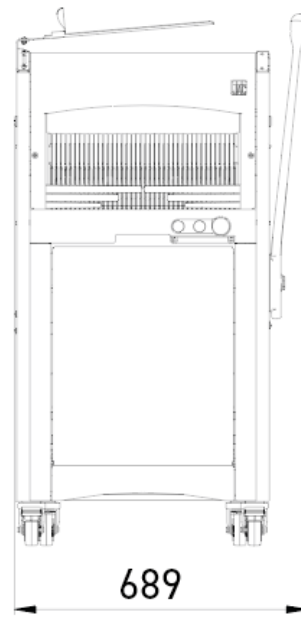
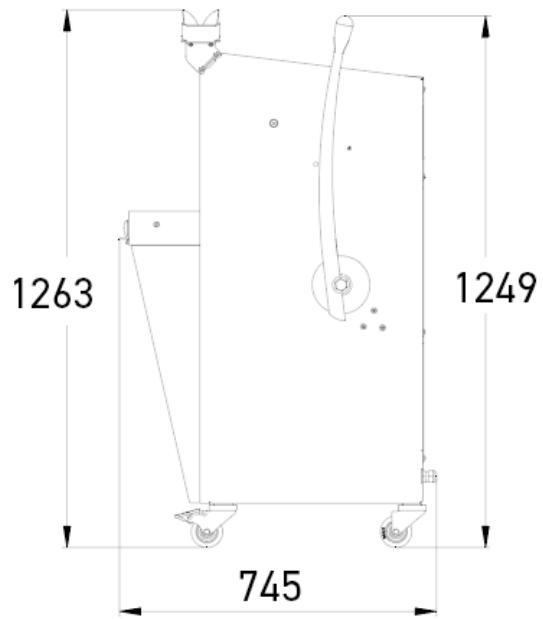
Sleek lines

Progressive traction lever for optimum effort control

Silent

Good ergonomics





## SPECIFICATIONS





Max. loaf dimensions in cm (L x W x H)	44 x 30 x 16
Motor power in kW	0.49
Net weight (in kg)	165
Blade type and dimensions in mm	13 x 0.5 steel



## TECHNICAL SPECIFICATIONS

Slice thickness in mm	9,10,11,12,13,14,15,16,17,18,Double slice thickness (ADDITIONAL COST)
Loaf pusher height	Extra low (50mm),Low (80mm),High (100mm)
Power supply	230V single phase ,230V three-phase ,400V three-phase
Options (Additional cost)	Heavy duty motor, 4 cm height adjustment, Daily adding counter, Special blades

## MAIN STRENGTHS

 <b>Removable crumb collector</b> Accessible by tilting the front, cylinder-assisted door. 18 litre capacity.	 <b>Jacflaps</b> Holds the loaf together for easier handling when unloading.
 <b>Double slice thickness (option)</b> Allows two different slicing widths on the same machine	 <b>Progressive traction lever</b> Provides better control of effort.