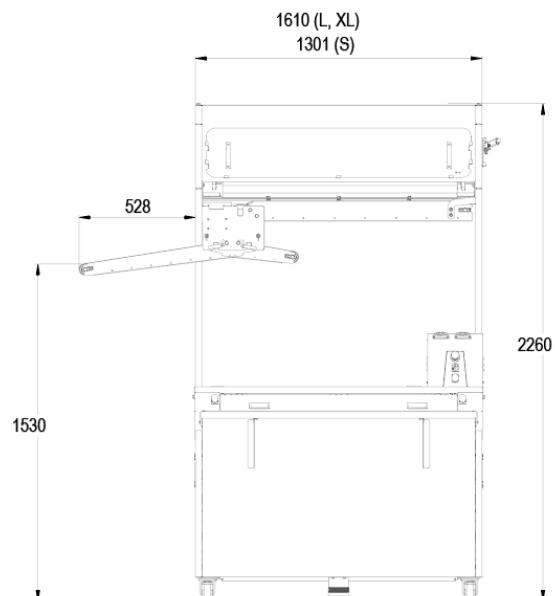
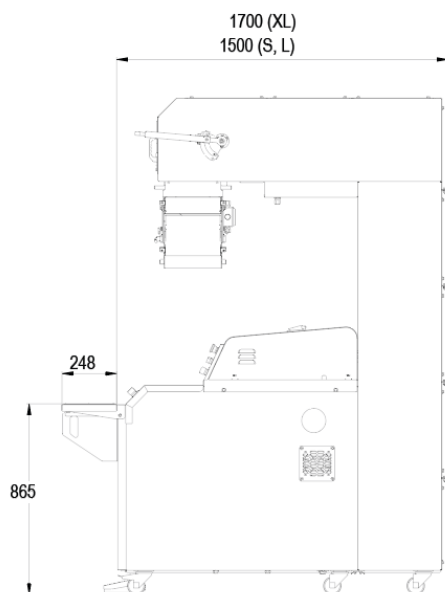


# BA

- ✓ Robust and silent
- ✓ Automatic search for the first trough
- ✓ Maximum respect for the dough's structure
- ✓ Automatic unloading
- ✓ Compact
- ✓ Two trough sizes available
- ✓ Fitted with sockets to connect a moulder and divider



SPECIFICATIONS

Synthetic felt troughs	•
Automatic search for the first trough	•
Folding rounding tray	•
Germicidal UV lamp with protection and air extractor	•
Reference trough	•
Motor power in kW	0.25

		Standard troughs	Wide troughs
	Net weight (in kg)	520	520
	Maximum weight of dough pieces in grams	650	950
	Length x width of troughs in cm	136 x 14	136 x 16
	Total number of troughs	67	53
	Number of usable troughs	46	32
350 g* dough pieces	Number of dough pieces per trough	8	8
	Maximum capacity	536	424
	Usable capacity in a continuous process	368	256
550 g* dough pieces	Number of dough pieces per trough	7	7
	Maximum capacity	469	371
	Usable capacity in a continuous process	322	224
750 g* dough pieces	Number of dough pieces per trough	n/a	6
	Maximum capacity	n/a	318
	Usable capacity in a continuous process	n/a	192
950 g* dough pieces	Number of dough pieces per trough	n/a	5
	Maximum capacity	n/a	265
	Usable capacity in a continuous process	n/a	160

TECHNICAL SPECIFICATIONS

Power supply	230V three-phase,400V three-phase
--------------	-----------------------------------



Dough piece discharge belt	Internal , External,External long
Type of outlet	Left ,Right
Troughs	Standard,Large
Double outfeed	yes
Options (Additional cost)	Foot control, Adjustable unloading speed, Synthetic fabric troughs

## MAIN STRENGTHS




### Two three-phase power sockets

Facilitates the connection of moulder and divider.



### Bronze ring gear wheel

Reduces friction and extends service life.



### Controls (right/left)

Simple and ergonomic




### UV lamp and air extractor

Germicidal UV lamp with protection and air extractor  
Sterilises the proofing area and extracts moisture.  
Hygiene Smooth inside walls Stainless steel exterior  
covers Flour recovery bins



### Lever on the side

Allows the proofer to be used at full capacity.



### Automatic search for the first trough

Ease of use and appreciable time savings. No more need for a prolonged button press by the operator to find the first loaded dough piece. With a press of a button, the machine will do it for you.