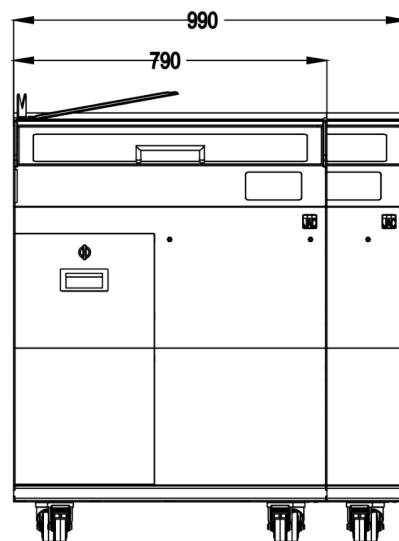
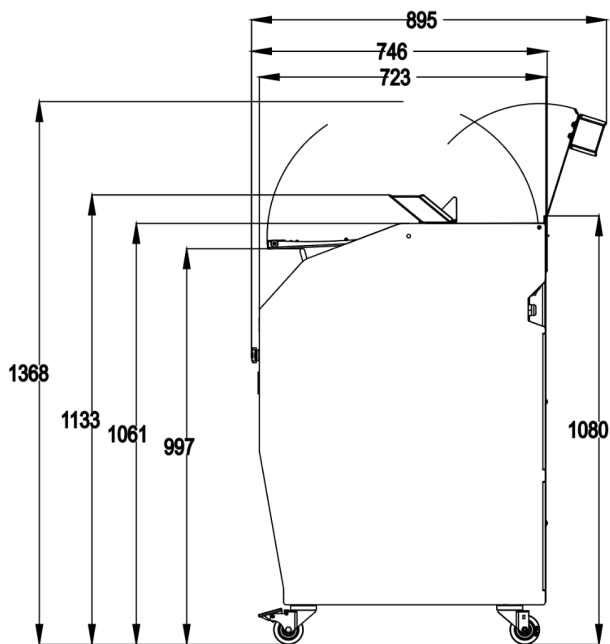


VARIA SELF

- ✓ Versatile
- ✓ Fast: 180 slices / minute
- ✓ Easy: 3 configurable choices of slice thickness
- ✓ Design: Full stainless steel or painted steel finish
- ✓ Maximum safety
- ✓ Exemplary hygiene



SPECIFICATIONS


Size of entry channel (L x W x H) in cm	46 x 34 x 16
Slice thickness in mm	Can be set from 5 to 25mm
Power supply	230V single-phase
Motor power in kW	0.75
Net weight (in kg)	230
Cleaning position	•
Lighting guidance and ambiance	•
Automatic grip	•
Blade type	Teflon-coated

Finition




Options (Additional cost)	Bag holder, Clips box, Front bagger stand
---------------------------	---

MAIN STRENGTHS




Smooth and quiet for all breads

New engine generation designed for maximum precision on a wide range of breads, without lubrication. Soft start and stop function.




Teflon coated circular blade

Developed to cut through a large variety of breads; from soft to dense, with a hard crust, and even sticky breads.




Adjustable (to be performed by technician) speed up to 180 slices / minute

In order to reach the fastest possible speed for each bread type.




Planetary blade drive

Fluid blade movement, avoids back-and-forth shakes. Robust solution for long-term mechanical reliability.




Automatic grip

Minimized last slice width.




Lighting guidance and ambiance

Lights insertion zone then exit zone.



Multi-positions adjustable bagging spade

Rotating spade, above cutting chamber, to optimize ergonomics and hygiene. Two standard (left and right) bagging spade positions. Or non-rotating front position (option).



Upper cover

Prevents objects placed on the machine (e.g. bags) to be pushed inadvertently behind the machine when opening the front cover. Rotates for easy cleaning.





Easy to access power switch

Accessible from the front of the machine, but not visible; avoids operations by a non-authorized person.



Maximum safety

Highest safety standards, for machine use by consumers and staff. The blade cannot run when the machine is not 100% locked.



Anti-pinch design

Users cannot inadvertently pinch their fingers in the front cover sliders.



Easy & fast cleaning

Internal architecture designed to channel bread crumbs to an easily accessible crumb tray. Flat surfaces (without recess around).



Control unit

Touch screen interface and consumers instructions or 3 buttons for choosing the slice thickness



BPA-free paint

100% BPA-free satin paint (Bisphenol A): safer for you, gentler on the planet. Its low-temperature curing process significantly reduces energy consumption. Available in three solid colours: white, black or grey.