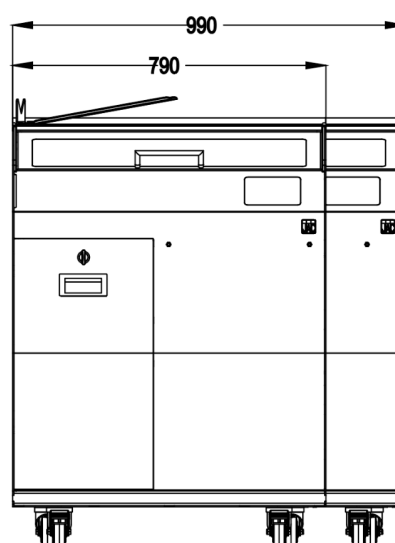
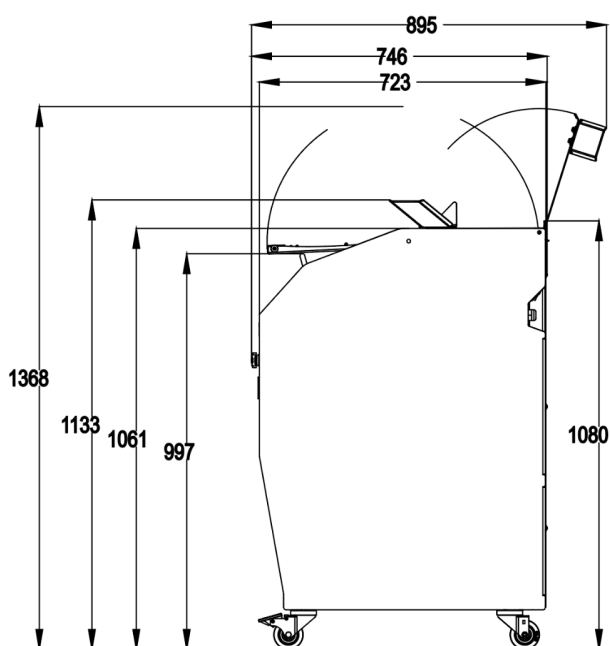




- ✓ Versatile
- ✓ Fast: Varia pro: Adjustable speed from 120 to 240 slices / min, Varia self: 180 slices / min
- ✓ Easy: Intuitive touch screen
- ✓ Maximum safety
- ✓ Exemplary hygiene




SPECIFICATIONS

| | |
|---|--------------------------------|
| Size of entry channel (L x W x H) in inches | 14,9'' x 13,4'' x 6,3'' |
| Slice thickness in mm | Can be set from 5 to 25mm |
| Power supply | 208-230v/1ph |
| Motor power in kW | 0.75 |
| Net weight in lbs | 507 |
| Blade type and dimensions in inches | 16,5'' diameter, Teflon-coated |
| Automatic claw | • |
| 10 cm Front bagging stand | • |
| Bag holder | • |
| Led lights | • |
| Dual Pro & Self touch screen controls | • |
| Upper cover | • |
| Cleaning position | • |


| | |
|---------------------------|----------------|
| Options (Additional cost) | Automatic claw |
|---------------------------|----------------|

MAIN STRENGTHS




ETL Listed US & Canada

If the ETL Listed mark has a "US" to the bottom right, it has passed U.S. product safety standards. If it has a "C" to the bottom left, it has passed Canadian product safety standards. If the ETL mark displays both identifiers, it meets both standards.




ETL Sanitation Listed and ETL Listed US & Canada

The ETL Sanitation mark is awarded to food service equipment that has been rigorously tested against national sanitation requirements. This mark ensures you that the equipment is fit for use during food production as the manufacturer has not only passed the initial testing, but remains in compliance by completing periodic follow-up inspections. If the ETL Listed mark has a "US" to the bottom right, it has passed U.S. product safety standards. If it has a "C" to the bottom left, it has passed Canadian product safety standards. If the ETL mark displays both identifiers, it meets both standards.




Smooth and quiet for all breads



Teflon coated circular blade

Developed to cut through a large variety of breads; from soft to dense, with a hard crust, and even sticky breads.





Adjustable speed up to 240 slices/ minute

In order to reach the fastest possible speed for each bread type.



Planetary blade drive

Fluid blade movement, avoids back-and-forth shakes. Robust solution for long-term mechanical reliability.



Touch screen interface

Clear and simple interface, for an immediate and intuitive use.



Touchscreen control interface with consumer instructions

Clear and simple interface, for immediate and intuitive use. Only available with touch interface choice.




Automatic grip (option)

Minimized last slice width.




Manual grip

For all kinds of breads, including sharp ends. Allows to minimize last slice width.



Lighting guidance and ambiance

Lights insertion zone then exit zone.



Multi-positions adjustable bagging spade

Rotating spade, above cutting chamber, to optimize ergonomics and hygiene. Two standard (left and right) bagging spade positions. Or non-rotating front position (option).



Upper cover

Prevents objects placed on the machine (e.g. bags) to be pushed inadvertently behind the machine when opening the front cover. Rotates for easy cleaning.



Easy to access power switch

Accessible from the front of the machine, but not visible; avoids operations by a non-authorized person.



Maximum safety

Highest safety standards, for machine use by consumers and staff. The blade cannot run when the machine is not 100% locked.



Anti-pinch design

Users cannot inadvertently pinch their fingers in the front cover sliders.



Easy & fast cleaning

Internal architecture designed to channel bread crumbs to an easily accessible crumb tray. Flat surfaces (without recess around).



BPA-free paint

100% BPA-free satin paint (Bisphenol A): safer for you, gentler on the planet. Its low-temperature curing process significantly reduces energy consumption. Available in three solid colours: white, black or grey.